



The main aim of our environment work at the preschool is:

- ▶ Enjoy nature through game, play and learning
- ▶ Respect the nature
- ▶ Reusing and sorting all kinds of materials
- ▶ To compost organic waste
- ▶ To cultivate vegetables and plants in the garden
- ▶ To save energy and water
- ▶ Using environmentally friendly cleaning products

How it started

- ▶ At the beginning we got instructions from Thora Thorvaldsdóttir preschool teacher. She started the environmental project with us.
- ▶ She came to us regularly for the first year and gave us guidance.
- ▶ Now environmental management are entirely in the hands of preschool staff but we have easy access to her and advisors at Landvernd the Icelandic agency for environmental protection.
- ▶ All employees in our preschool are responsible for environmental education.
- ▶ The preschool raise children's interest in environmental education.
- ▶ The preschool have to show the development of the projects and show how we work with children.

Akrasel has gotten the green flag five times



Environment Charter in Akrasel

- ▶ We eat healthy food in the preschool
- ▶ We do yoga
- ▶ When we wash our hands, we use one teaspoon of soap and 1 letter / cloth to wipe your hands.
- ▶ We put food that we do not eat in the white box and then put it in black and green bin. (compost)
- ▶ Compos all leftovers that will turns into a mud or soil.
- ▶ The soil or mud is placed on the lawn and in the holes in the garden.
- ▶ We take good care of our garden.
- ▶ We do not ride bicycles on the grass and in the flowerbed.
- ▶ Collect trash in the yard and put it in the trash or let the teacher have it.
- ▶ We turn off the lights when we are not using them.

Compiled by children in preschool Akrasel

Cooperation with IEA or Landvernd: How to get Green Flag

- ▶ The project manager sends in report about all the environment work that has taken place over the last 24 months in the preschool.
- ▶ Employees from the IEA come and go over our work, how preschool is working to set goals?
 - ▶ They visits our Preschool and interviews children and staff members - it has to be harmony between the answer.
- ▶ After the review from IEA the Green Flag is given to the preschool - we have to do this process every two years to maintain the Green Flag.
- ▶ To get a new Green Flag we have to develop and set new goals.
 - ▶ we do that by starting new projects and develop

Our biggest projects:

- ▶ Green flag
- ▶ Compost
- ▶ Reuse and recycling
 - ▶ How does it work
- ▶ Learning about food and biodiversity
- ▶ Blue flag
- ▶ Yoga

Our newest development is redwriggles

Worms that help in our compost project.



What kind of worms are the red wigglers ?

RED wigglers or *Eisenia fetida* are tropical worms.

They're often called red wigglers, tiger worms, manure worms, composting worms, and trout worms. Whatever you call them they're among the best composting worms available.

The worms don't live in Icelandic nature, they are imported to Iceland but they are common in tropical countries all around the world.

We must have them indoors in a warm place. They prefer to be close to surface of the ground where they can have food and oxygen.



Why worms?



It is simple and everyone can do it.

It can be done on a low budget and requires little space.

Environmentally friendly, sustainable and fun.

A safe and educational experience.

Simply the quickest way to convert organic waste into useful nutrition for plants and flowers.

What can the worms eat?

Fruit and vegetable leftovers


At all times, aids should be placed:

Coffee basket and filter

tea and tea bags (not stapled)

Mull eggshells

Torn newspaper and paper. (no bleached paper)



Restaurant!

Our vision:

A tray with a newspaper will be kept on the table. The kids put left overs fruits and vegetable on the tray as a surplus that is intended for the worms. The remainder dries and is a better choice in compost. By making it visible, the children are more active participants in the process and learn what the worms can eat. The humidity of the lump must be correct, since at high humidity the worms may drown. It is easier to add moisture than to remove it.

The food for the worms is placed in small piles in the box in an organized manner. First in one corner and then the next piles of food is placed next to it, until a full circle is reached then the food is placed on top of the "old" pile.



Increase

The number of worms double each month when everything is done right in their box.

It is normal for the worms to multiply 35-times in one year.

Most of the eggs are lost when the molt is separated from the worms, usually twice a year.

The worms become pubic in about a month and lay two to three eggs a week thereafter.

The lifetime is about 3 months.



HOW DO WE GET THE LUMP?

When it's time to separate the worms from the crust. We spread out plastic covers and caves from the boxes. Then we make some pyramids and give the worms about 30 minutes to crawl down to the bottom and then we take the top, which is then pure mold. We unite such piles and repeat the action, until almost all of the worms have been separated. This is done twice a year, sometimes more often. The amount we harvest from the worms is possibly the best nutrition you can get.





How do we reuse leftover materials?

- ▶ We use leftover materials for the children to play with
 - ▶ Like old packaging in store-play
 - ▶ Big boxes in block-building
- ▶ The children make art out of the materials



- ▶ We recycle leftover materials if we can not use it

Our biggest reuse project

- ▶ The reuse project that has come to be our biggest of the year, every year is the children's christmas gifts to their parents. The children of our older side (4 and 5 years) get to decide for themselves what to give their parents and how to make it out of all kinds of leftover materials.



With every gift come's a story of the gift-making process so the parents can read.

A teacher sat down with Kate and asked her what she could give mom for a Christmas present. "I want to give mom a makeup, for her when they get married"

Later, a teacher went with her in the kindergartensart studio to look how she could make the makeup. "I want to make boxes with six holes and put paint in it so she can do her makeup, like real paint," and points to watercolor up in the shelf. The teacher asked her if it is wise ti put real paint on her face. Kate pondered for a moment and said, "Mom need's a dress." They got off and Kate found a beautiful material that she used to make a perfect dress for her mom. She wanted to have the dress short and pointed at her knees, and another teacher was hired to tailor the dress and Kate chose the size on the dress. Then the sewing began wich was difficault so Kate said to her techer "Don't you just want to do this?" but than it was a pice of cake. While she was sewing she said that this should be her mom's wedding dress and it will be a party. She wanted the dress to be well decorated and found a decoration that she could attach to the dress. She was asked how she wanted to attach the decoration on the dress and she wanted to use paste . She wanted to put on a belt and choose gray material and wanted to paste it on the dress. Then she found a beautiful piece of material that she could include with her dress as a veil.

Then the only thing left was wrapping the dress in and she found a gray shoe box that was ideal for the gift. She gave herself a good time to decorate the box so the gift would be beautiful under the Christmas tree.

She was very proud of her mom's dress and said that her mom would be happy when she opened the gift.



A teacher sat down with Kate and asked her what she wanted to give her dad for a Christmas present. "I want to make a shirt and socks for my dad that he can wear when he has a birthday" a little later she says "No I forgot about dad wanting a guitar".

Then a teacher went with Kate to the kindergarten's art studio and she wanted to look for a long stick and a ring.

She was quick to find the "long stick" but found no ring so she looked at the guitar on the computer and found two wooden pieces and said she was going to use them and she wanted the stick to move in between. She wanted to paint it and decorate it so he could play at it in the wedding.

She took a closer look at the image on the computer and saw that guitar has six strings, so she had to think a lot how it was best to make them. She found a stirrer that she wanted to put on the guitar and wanted to decorate them so that they were beautiful. She put shorter sticks to the guitar and had a little help from the teacher with strict supervision that the teacher was doing the right thing. She had great views all the time and mostly aesthetically speaking. She wanted the guitar yellow, a little pink, a little black and a little white.

She was really proud of the guitar and said that her dad would definitely be very happy with it.

Then the only thing left was wrapping him in, she wanted to have him in a box and wrap him in red paper and have a Christmas ribbon. Of course, she wanted to decorate the package well and thoroughly too.



How do we categories our waist?

And make it a habbit with our children

What is categorising?

- ▶ Do you know how to categorise?
- ▶ What is categorising?
- ▶ Does it take care of your planet?
- ▶ What do you think it is?
- ▶ What does it do?
- ▶ And can anyone do it?



Where do we start?

- ▶ Can you tell the difference ?
- ▶ Is it plastic or paper?
- ▶ Does it really have to be clean?
- ▶ In what bin does this go?
- ▶ Should it be laying on the ground?



What goes where?



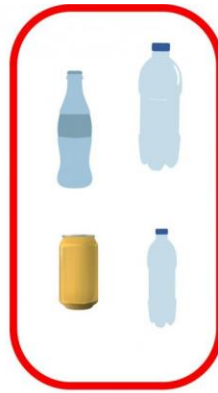
Paper products and empty paper containers



Empty plastic containers, Styrofoam, plastic material and metals



Food waste and paper napkins



Bottles and aluminium cans




Non-recyclable waste and mixed materials



Is this plastic or paper?

- Plastic goes in the plastic bin.
- And paper in the paper bin.



What happens to our things when we are done using them?

- ▶ Do we clean it?
- ▶ Do we leave it on the street?
- ▶ Do we put everything in the same bin?



- We wash our plastic and paper of any kinds of leftovers
- And we make sure to fold or cut down the things that are too big for the bin.
- Or simply step on them.



- It can be a lot of fun categorising.
- Things can look funny and even smell different.



What do we do?

We think of our environment and pick up trash



Going out on a trash hunt



The children went with a big stroller and walked around the kindergarten and picked up trash that they found on the way and put it in the stroller



When they came back to the kindergarten they categorised plastic, paper, bottled and others. They counted each category and wrote down how many items was in them.



A trip to the recycling - recycling plastic bottles and soda cans



After recycling all the bottles they found in the trash hunt they got 176kr or 1,29 euro. The children put the money in our collection for our sunflower project which allows us to support a child in Africa. Our sunflower child's name is Moise and he lives on the Ivory coast



Biodiversity

Experiment of biodiversity



Our oldest children made an experiment of food that we eat in the kindergarten. They selected homemade bread, Haggis, apples and cucumber. They added banana 9 days later. They found jars with lid and they put the food in there. The children look everyday for a month to see if the food changed.



After a month the children had a meeting. They talked about what they should do with the food in the jars. An idea came to open up the jars and smell it, which they did. Some children thought the smell was disgusting, other children almost threw up but some children did not want to smell it. Every child agreed that the cucumber smelled worst but the banana smelled best.



BLÁFÁNINN

- ▶ The last six years we have participated in the blue flag of the municipality projects
- ▶ Blue flag project main aim is to keep the harbor and coast areas clean and non-polluting



Yoga With Children





Presence

- ▶ Yoga is a big part of our daily routine
- ▶ We practice yoga wherever we go
- ▶ We use Yoga to teach children self awareness



WOW
wonders of waste

